



Screwdriving Technology

Automation

Air Motors

Air Tools



Tools for Use in Potentially Explosive Environments

Impact Tools, Drills, Saws

- ATEX-compliant
- enhanced safety features
- highly durable
- simple operation

Our ATEX-compliant air tools are economical, effective and ergonomic and offer an outstanding longevity for any application in an industrial environment that is also considered to be explosion hazardous, such as above and below-ground mining, while drilling for oil or in the oil-processing industry, as well as operations on gas and oil-pipelines.



Tools for Use in Potentially Explosive Environments (Impact Tools, Drills, Saws)

ATEX-compliant

Our ATEX-compliant tools conform to the highest requirements for explosion hazardous environments.

Enhanced safety features

Our tools are designed for the use in potentially explosive environments and for industrial applications with the highest safety requirements.

Highly durable

Due to the robust construction, the tools are well-suited for the use in 24/7 industrial areas and assures a high reliability.

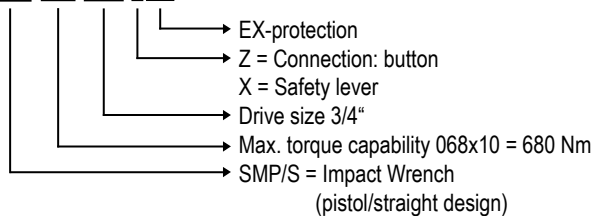
Simple operation

Our tools are simple to operate for many different processes and applications.

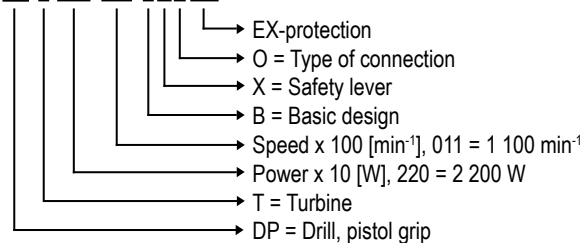


TYPE KEY

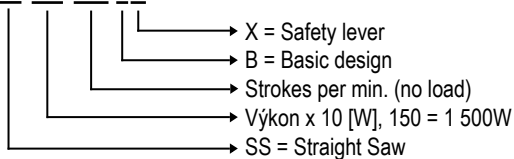
SMP 068-3/4" ZEX



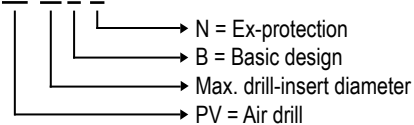
DP T 220-011 BXOEX



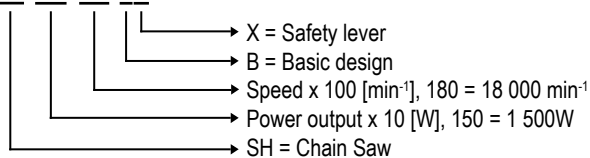
SS 150-280 BX



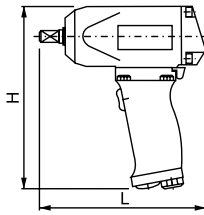
PV 16 B N



SH 150-180 BX



Impact Tools - for the quick and low-fatigue tightening & loosening of screws from M10 to M36; these impact tools are specially well-suited for the tightening of screws in the assembly and maintenance sector, which may also be located in explosive hazardous environments.



SMP 026-1/2"ZEX



SMS 210-1"XEX

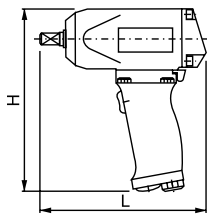
Design		Pistol Grip			Straight Design
Start: Button/Safety Lever	Model Part No.	SMP026-1/2"ZEX 6061104A	SMP068-3/4"ZEX 6061097A	SMP140-3/4"XEX 6061105A	SMS210-1"XEX 6061106A
For screws		M10 - M16	M14 - M24	M16 - M30	M20 - M36
Max. torque capability	Nm	260	680	1 400	2 100
Impact per minute	Hz (min ⁻¹)	18 (1080)	14 (840)	14 (840)	11 (660)
Air consumption (no load)	m ³ /min (cfm)	1,25 (44.14)	1,45 (51.20)	2,75 (97.11)	2,80 (98.87)
Air consumption (at max. power)	m ³ /min (cfm)	0,80 (28.25)	1,10 (38.84)	1,90 (67.09)	2,0 (70.62)
Speed (no load)	min ⁻¹ (rpm)	10 000	6 500	4 100	3 600
Square drive size	mm (in)	12,7 (1/2")	19 (3/4")	19 (3/4")	25,4 (1")
I.D. of air inlet hose	mm (in)	10 (.39)	10 (.39)	16 (.63)	16 (.63)
Weight	kg (lbs)	2,3 (5.07)	4,0 (8.82)	8,7 (19.18)	10,5 (23.15)
Dimensions LxH	mm (in)	168x190 (66.1x74.8)	199x209 (7.8x8.2)	238x410 (9.4x16.1)	367x255 (14.4x10.0)
Noise level	dB(A)	85	85	90	90
Air connection		thread1/4"female	thread1/4"female	Rd32	thread1/2"female

Specifications at 90 psi (6,3 bar).

Standard Equipment:	Part Number			
Hanger	830740	830740	-	-
Integrated socket LW 27	-	6011659	-	-
Integrated socket LW 32	-	6011661	-	-
Integrated socket LW 50	-	-	-	6011666

Optional Accessories:	Part Number			
Integrated socket LW 16	6075055	-	-	-
Integrated socket LW 17	6072129	-	-	-
Integrated socket LW 18	6075057	-	-	-
Integrated socket LW 19	6072133	-	-	-
Integrated socket LW 21	6075059	-	-	-
Integrated socket LW 22	6075060	-	-	-
Integrated socket LW 24	6072137	6011658	-	-
Integrated socket LW 30	-	6011660	-	-
Integrated socket LW 34	-	6011671	6011671	-
Integrated socket LW 36	-	6011662	6011662	-
Integrated socket LW 41	-	6011663	6011663	-
Integrated socket LW 46	-	6011664	6011664	-
Power limiter LW 8	-	830743	-	-

Impact Tools - for the quick and low-fatigue tightening & loosening of screws from M10 to M45; these impact tools are specially well-suited for the tightening of screws in the assembly and maintenance sector, which may also be located in explosive hazardous environments.



3-step torque adjustment

Our impact tools are equipped with a 3-level power limiter, where the first setting is the max.torque, the second setting reduces the torque to 50% and the third setting corresponds to 30% of the max. torque.

Design		Straight Design	
Start:Button	Model Part No.	SMS265-1"ZAEX 6061222B	
For screws		M24 - M45	
Max. torque capability	Nm	2 650	
Torque capability - working range	Nm	1200 - 2500	
Impact per minute	Hz (min ⁻¹)	13	(780)
Air consumption (no load)	m ³ /min (cfm)	2,5	(88.28)
Air consumption (at max. power)	m ³ /min (cfm)	1,3	(45.9)
Speed (no load)	min ⁻¹ (rpm)	6 000	
Square drive size	mm (in)	25,4	(1")
I.D. of air inlet hose	mm (in)	16	(.63)
Weight	kg (lbs)	15,2	(33.5)
Dimensions LxH	mm (in)	374x267	(14.7x10.5)
Noise level	dB(A)	92,7	
Air connection		thread1/2"female	

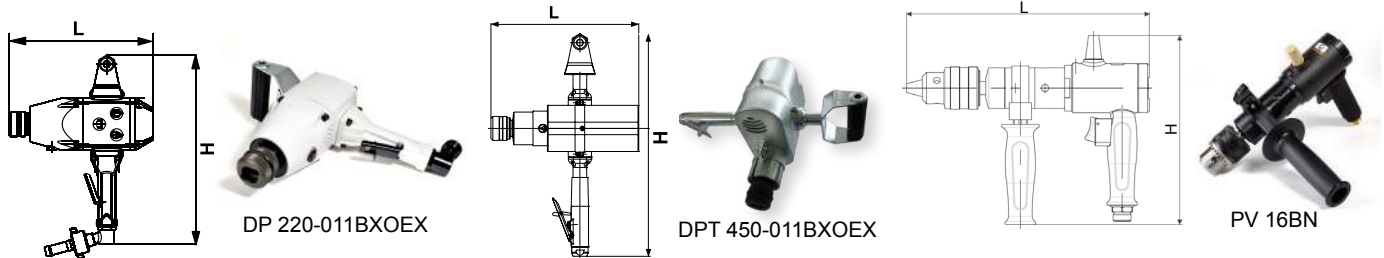
Specifications at 90 psi (6,3 bar).

Standard Equipment:	Part Number
Nozzle, G1/2", turnable (around the axis)	6021377
Allen key 4 mm	800447

Optional Accessories:	Part Number
Integrated socket LW 41	6011676
Integrated socket LW 46	6011665
Integrated socket LW 50	6011666
Integrated socket LW 55	6011667
Spindle extension (4HR/1", Länge 175 mm)	6078609
Spindle extension (4HR/1", Länge 200 mm)	6078610
Spindle extension (4HR/1", Länge 250 mm)	6078611
Spindle extension (4HR/1", Länge 330 mm)	6078612

SPECIFICATIONS - DRILLS

Rock Drills - right-rotated; the machine incorporates a central water-flush features that reduces the dust generation caused by drilling. For manual drilling equipped with a drill bit (not supplied with the tool), for soft- and semi-solid soil, slate, clay, or other soft rocks located in explosive hazardous environments.



		CE IM2cXII2GDcIICT6(80°C)X		<i>Wordwide First Turbine Drill for Potentially Explosive Environments</i>	
Start: Button/Safety Lever	Model Part No.	DP220-011BXOEX 6061107A	DPT450-011BXOEX 6061253A	PV16BN 6060836A	
Speed (no load)	min ⁻¹ (rpm)	1 100	1 100	650	
Max. power output	kW (hp)	2,2 (2.95)	4,5 (6.0)	0,50 (.67)	
Air consumption (no load)	m ³ /min (cfm)	0,97 (34.25)	1,25 (44.14)	0,40 (14.13)	
Air consumption (at max. power)	m ³ /min (cfm)	2,70 (95.34)	4,3 (151.83)	0,80 (28.25)	
I.D. of air inlet hose	mm (in)	19 (.75)	19 (.75)	10 (.39)	
I.D. of water inlet hose	mm (in)	6 (.24)	6 (.24)	-	
Max. Ø of drill bit	mm (in)	42 (1.65)	42 (1.65)	35 (1.38)	
Dimensions LxH	mm (in)	292x382 (11.5x15.0)	308x462 (12.1x18.2)	285x223 (11.2x8.7)	
Weight	kg (lbs)	7,6 (16.75)	8,7 (19.17)	4,2 (9.26)	
Air connection		Rd32	thread 1/2"female	Rd32	

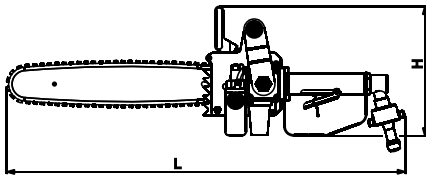
Specifications at 90 psi (6,3 bar)

■ This tool outputs an enormous torque of 45 Nm (400 in.lbs.) at maximum power!

Standard Equipment:	Part Number		
Screw cap	6014168	-	-
Press wedge	-	-	830717
Allen key 5 mm	-	-	800448
Hose nozzle	6013768	-	-
Air connection LW 6 mm (1/4")	6011809	-	-
Nozzle, turnable	-	6021323A	-

Optional Accessories:	Part Number		
Hanger	6011754	-	-
Fillter LW19/G3/4", porosity of 20 mic	-	6022055A	-
Press wedge	-	-	6071900
Drill bushing MK1	-	-	830726
Drill bushing MK2	-	-	830727

Chain Saw - for the cutting of different materials for varying applications in heavy-duty 24/7 industrial operations, such as the machine building- or in the wood-fabricating industry; the saw can also be used in explosion hazardous environments



SH 150-180BX

- High power output, high cutting speed
- With integrated hand-safety, safety chain brake
- Automatic chain lubrication
- Possible motor speed regulation by lever
- Simple to operate and maintain

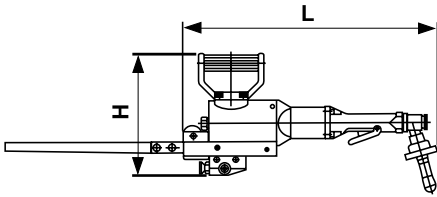
Chain Saw, Safety Lever	Model Part No.	SH150-180BX 6061125A	
Speed (no load)	min ⁻¹ (rpm)	18 000	
Max. power output	kW (hp)	1,5	(2.0/operating pressure 4 bar)
Air consumption (no load)	m ³ /min (cfm)	2,95	(104.17)
Air consumption (at max. power)	m ³ /min (cfm)	2,3	(81.22)
Max. cutting-Ø	mm (in)	340 (one side) / 690 (both sides)	(13.38/27.17)
Max. length of chain bar	mm (in)	350	(13.8)
Chain brake		Automatic chain brake	
Chain lubrication		Automatic	
I.D. of air inlet hose	mm (in)	16	(.63)
Measured and certified emission-level for acoustic-pressure A, L _{pAeq,T} (dB/20µPa), measured at no-load according to Norm EN ISO 11 201		98	
Measured and certified emission-level for acoustic-power A, L _{WA,G} (dB/1pW), measured at no-load according to Norm EN ISO 3746		113	
Certified acceleration-value of the vibration being transferred to hand-armsystem ahvd (m/s ²), measured at no-load according to Norm EN ISO 20 643		< 2,5	
Volume, oil container	dm ³	0,25	
Weight	kg (lbs)	7,6	(16.75)
Dimensions LxH	mm (in)	225x694	(8.9x27.3)
Air connection		Rd32	

Operating pressure - Ex-area: 4 bar
 Operating pressure - NON Ex-area: 6,3 bar

Standard Equipment:	Part Number
Spanner 13/17 mm	830751
Allen key 4 mm	800448
Protective cover	6075819
Oil	830752
File Ø 4	6071987
Chain bar	6072217
Chain	6072218
Hose nozzle	6013825
Screw cap	6014168

SPECIFICATIONS - STRAIGHT SAW

Jig Saw - for hand-guided cutting of different materials, especially metals and plastics e.g. in the machine building, in the wood-fabricating industry and in explosion hazardous environments



- The saw can be equipped with an integrated clamping device which allows deeper cutting - up to 300 mm (11.81 in)
- Integrated speed regulator assures perfect and constant conditions

SS 150-280BX

Straight Saw, Safety Lever	Model Part No.	SS150-280BX 6060835A	
Strokes (unloaded)	min ⁻¹ (rpm)	280	
Max. power output	kW (hp)	1,5 (2.0)	
Air consumption (no load)	m ³ /min (cfm)	0,7 (22.95)	
Air consumption (at max. power)	m ³ /min (cfm)	0,8 (28.25)	
Stroke of saw blade	mm (in)	68 (2.68)	
Length of saw blade	mm (in)	350	
Max. dimensions of cutting material for middle length of saw blade 350 mm	mm (in)	250 (9.84)	
Dimensions of saw blade (length x width x thickness)	min. mm (in)	300x27x1,5 (11.81x1.06x.06)	
	mid. mm (in)	350x27x1,5 (13.78x1.06x.06)	
	max. mm (in)	400x27x1,5 (15.75x1.06x.06)	
Recommended number of cycles for cutting of steel of class 11 with cutting speed 27 m/min ⁻¹	min ⁻¹ (rpm)	200	
I.D. of air inlet hose	mm (in)	19 (.75)	
Weight	kg (lbs)	10,8	
Dimensions LxH	mm (in)	845x242 (33.3x9.5)	
Air connection		Rd32	

Specifications at 90 psi (6,3 bar)

Standard Equipment:	Part Number
Spanner 13 mm	800404
Allen key 5 mm	800448
Saw blade 300x27x1,6 mm	830749
Cover	6074388
Hose nozzle	6013825
Screw cap	6014168

Optional Accessories:	Part Number
Chucking device	6076249

DEPRAG
machines unlimited



DEPRAG CZ a.s., T. G. Masaryka 113, 507 81 Lázně Bělohrad - Czech Republic
Tel.: +420-493 771 511, Fax: +420-493 771 623, E-mail: sales@deprag.cz, Internet: www.deprag.cz

Specifications subject to change without prior notice