



Screwdriving Technology

Automation

Air Motors

Air Tools



DEPRAG
machines unlimited

Drills - Pistolgrip

**Přímé a pistolové provedení
Pro jehly: Ø 2 mm - 4 mm**

- ergonomic
- optimum power-to-weight ratio
- simple operation
- reversible

Our line of drills are especially robust air tools for the drilling of different materials.

These drills are used for the construction in the aviation- and automotive industry as well as the machine building industry.



DP 017-040ZB10



DP 060-037ZP3/8"



DP 029-004ZPB12



PV 6EH



PV 6AH



PV 16B



Robust drills for industrial applications

Ergonomic

A decade-long concentration on ergonomic design and development with air-drills, lays the foundation for quality, precision and the ergonomic grips of the DI pistolgrip drills. The low vibration and low noise level assure that the tool will always operate at its highest level of performance.

Optimum power-to-weight ratio

Despite their small dimensions, our drills incorporate a powerful motor that guarantees a maximum drilling power. Each drill features the lowest possible weight and has an excellent balance. The innovative motor design in connection with the efficient gearbox allows an optimum power-to-weight ratio and allows for a maximum material penetration.

Simple operation

Simple to operate no matter how difficult an applications. A simple and fast exchange of the drill bit is possible because of the keyless drill-chuck

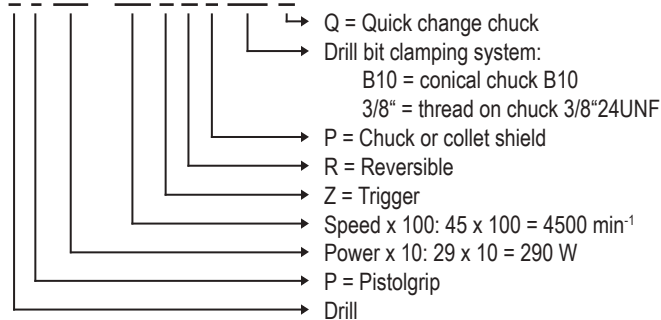
Reversible

Many drills allow for right- or left rotation through a reversible motor.

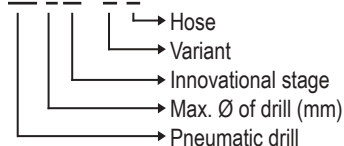


TYPE KEY

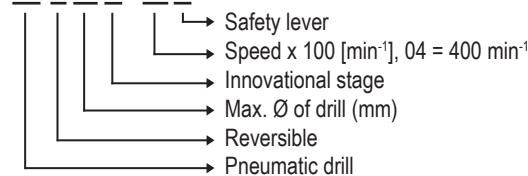
D P 029 - 045 Z R P B10 Q



PV 6 A - B H

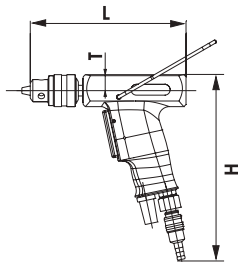


PV R 32 A - 04 X

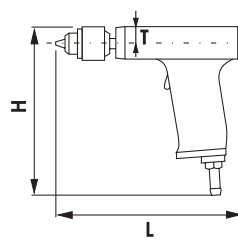


SPECIFICATIONS - DRILLS - PISTOLGRIP - POWER OUTPUT 170 / 210 W (.23 - .28 HP)

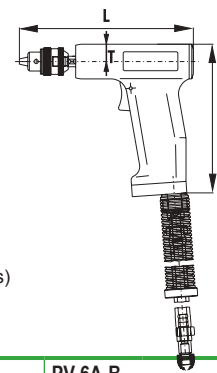
Drills - pistolgrip, trigger start



DP 017-040ZB10



Model PV
(without hoses)



Model PV..H
(with combined air- and
exhaust hose - best suited
in areas where there is a
dusty environment and
when cleaning pipes)

Drill	Model	DP 017-040ZB10	PV 6A	PV 6A-B	PV 6E
Without hoses	Part No.	3020181A	826290A	830500A	826290B
Drill	Model	-	PV 6AH	PV 6A-BH	PV 6EH
With supply / exhaust hose	Part No.	-	6060081A	6060082A	6060083A
Max. power output	W (hp)	170 (.23)	210 (.28)	210 (.28)	210 (.28)
Drilling into steel	mm (in)	4 (.16)	6 (.24)	6 (.24)	6 (.24)
Drilling into aluminium	mm (in)	6 (.24)	6 (.24)	6 (.24)	8 (.31)
Drill chuck capacity	mm	0,5 - 6	0,5 - 6	0,5 - 6	0,5 - 10 Quick
Drill chuck - DIN 238		B10	B10	-	-
Spindle thread		-	-	3/8"x24	3/8"x24
Speed (no load)	min ⁻¹ (rpm)	4 000	5 000	5 000	5 000
Air consumption (no load)	m ³ /min (cfm)	0,35 (12.36)	0,60 (21.19)	0,60 (21.19)	0,60 (21.19)
Air consumption (at max. power)	m ³ /min (cfm)	0,35 (12.36)	0,50 (17.66)	0,50 (17.66)	0,50 (17.66)
I.D. of air inlet hose	mm (in)	6 (.24)	8 (.31)	8 (.31)	8 (.31)
Length of supply / exhaust hose	m	-	2 / 1	2 / 1	2 / 1
Distance from spindle center to outside of housing T	mm (in)	15 (.59)	16,5 (.65)	16,5 (.65)	16,5 (.65)
Dimensions LxH	mm (in)	146x173 (5.75x6.81)	169x173 (6.65x6.81)	166x173 (6.54x6.81)	179x173 (7.05x6.81)
Weight	kg (lbs)	0,6 (1.32)	0,7 (1.54)	0,7 (1.54)	0,7 (1.54)
Air connection (for models PV...H)		thread 1/4"male	thread 1/4"female nipple	thread 1/4"female nipple	thread 1/4"female nipple
Air connection (for models PV 6A, PV 6A-B, PV 6E)		-	-	-	-

Specifications at 90 psi (6,3 bar)

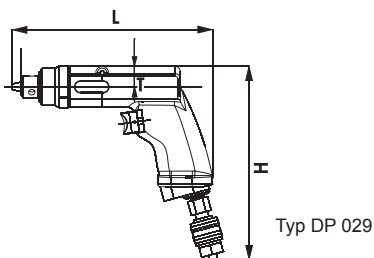
Standard Equipment:	Part Number			
Quick release coupler	804250	-	-	-
Quick release nipple	323213	-	-	-
Nipple (for models PV...H)	-	6072226	6072226	6072226
Drill chuck	804655	830721	830722	-
Quick change chuck	-	-	-	830723
Hose nozzle (for type PV 6A, PV 6A-B, PV 6E)	-	830719	830719	830719
Allen key 5 mm	-	-	800448	800448
Spanner 8 mm	-	-	800399	800399

Optional Accessories:	Part Number			
Quick change drill chuck capacity Capacity / taper 0 - 6,5 / B10	805986	805986	-	-

SPECIFICATIONS - DRILLS - PISTOLGRIP - POWER OUTPUT 290 W (.39 HP)

Drill - pistolgrip - trigger start

These tools are equipped with gears that allow the perfect operating speed for excellent drilling results.



Drill	Model	DP 029-170ZPB10	DP 029-045ZPB10	DP 029-021ZPB12	DP 029-015ZPB12	DP 029-007ZPB12	DP 029-004ZPB12
With drill chuck	Part No.	3027101F	3027101A	3027101B	3027101E	3027101G	3027101H
Drill, with drill chuck and quick change chuck	Model Part No.	-	DP 029-045ZB10Q 3027101C	DP 029-021ZB12Q 3027101D	-	-	-
Max. power output	W (hp)	290 (.39)	290 (.39)	290 (.39)	290 (.39)	290 (.39)	290 (.39)
Drilling into steel	mm (in)	-	4 (.16)	6 (.24)	8 (.31)	10 (.39)	10 * (.39)
Drilling into aluminium	mm (in)	6 (.24)	6 (.24)	8 (.31)	10 (.39)	-	-
Capacity							
- Drill chuck	mm	0,5 - 6,5	0,5 - 6,5	0,8 - 10	0,8 - 10	0,8 - 10	0,8 - 10
- Quick change drill chuck	mm	-	0 - 6,5	0 - 8	-	-	-
Drill chuck - DIN 238		B10	B10	B12	B12	B12	B12
Speed (no load)	min ⁻¹ (rpm)	17 000	4 500	2 100	1 500	700	350
Air consumption	m ³ /min (cfm)	0,35 (12.36)	0,35 (12.36)	0,35 (12.36)	0,35 (12.36)	0,35 (12.36)	0,35 (12.36)
I.D. of air inlet hose	mm (in)	6 (.24)	6 (.24)	6 (.24)	6 (.24)	6 (.24)	6 (.24)
Distance from spindle center to outside of housing T	mm (in)	20 (.79)	20 (.79)	20 (.79)	20 (.79)	20 (.79)	20 (.79)
Dimensions LxH	mm (in)	195x185 (7.7x7.3)	195x185 (7.7x7.3)	195x185 (7.7x7.3)	220x185 (8.7x7.3)	220x185 (8.7x7.3)	220x185 (8.7x7.3)
Weight	kg (lbs)	0,9 (1.98)	0,9 (1.98) 1,0 (2.20)	1,0 (2.20)	1,3 (2.87)	1,3 (2.87)	1,3 (2.87)
Air connection		thread 1/4" male	thread 1/4" male	thread 1/4" male	thread 1/4" male	thread 1/4" male	thread 1/4" male

Specifications at 90 psi (6,3 bar)

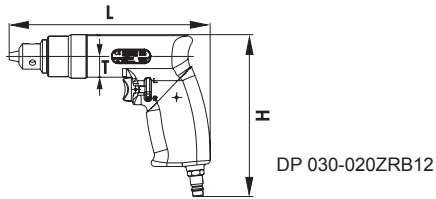
* for stainless steel

Standard Equipment:	Part Number						
Quick release coupler	804251	804251	804251	804251	804251	804251	804251
Quick release nipple	323214	323214	323214	323214	323214	323214	323214
Drill chuck	804655	804655	804650	804650	804650	804650	804650
Quick change chuck (for models DP029-...Q)	-	805986	805985	-	-	-	-

Optional Accessories:	Part Number						
Quick change drill chuck capacity							
Capacity / taper							
0 - 6,5 / B10	805986						
0 - 8 / B12	805985						
1 - 13 / B16	804663						

SPECIFICATIONS - DRILLS - PISTOLGRIP - POWER OUTPUT 300 W (.40 HP)

Drill - pistolgrip - reversible, two-stage start feature, with a gear that allows the perfect operating speed for excellent drilling results. Furthermore, this drill may also be used as a screwdriver.



The special design includes a two-stage start feature, which is clearly noticeable by a pressure-point that occurs during the operation of this tool. The machine runs at a reduced speed and power up to this pressure-point. This start-feature simplifies this tools usage as a handheld drill. Once, the pressure-point is overcome and full pressure is applied, the drill uses its full motor power (300 W).

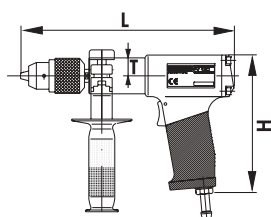
Drill, reversible With drill chuck	Model Part No.	DP 030-020ZRB12 6061165A	
Max. power output	W (hp)	300	(.40)
Drilling into steel	mm (in)	6	(.24)
Drilling into aluminium	mm (in)	8	(.31)
Drill chuck capacity	mm	1 - 10	
Drill chuck - DIN 238		B12	
Speed - right/left (no load)	min ⁻¹ (rpm)	2 000 / 1 700	
Air consumption (no load)	m ³ /min (cfm)	0,65	(22.95)
Air consumption (at max. power)	m ³ /min (cfm)	0,55	(19.42)
I.D. of air inlet hose	mm (in)	8	(.31)
Distance from spindle center to outside of housing T	mm (in)	20	(.79)
Dimensions LxH	mm (in)	194x156	(7.64x6.14)
Weight	kg (lbs)	1,0	(2.20)
Air connection		thread 1/4" female	

Specifications at 90 psi (6,3 bar)

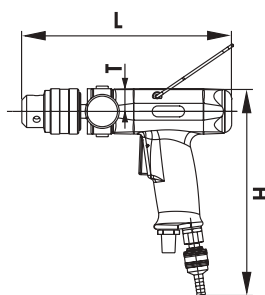
Standard Equipment:	Part Number
Drill chuck	6019497
Clamping screw	6071239
Nipple	6072224

SPECIFICATIONS - DRILLS - PISTOLGRIP - POWER OUTPUT 350 - 500 W (.47 - .67 HP)

Drills - pistol grip, trigger start



Model PV



DP 040-005ZB16

Drill	Model Part No.	PV 13C 830500B	DP 040-005ZB16 302965A	PV 13B 826291A	PV 16B 826292A
Max. power output I. st gear / II. nd gear	W (hp)	350 (.47)	400 (.54)	450 / 500 (.60 / .67)	450 / 500 (.60 / .67)
Drilling into steel	mm (in)	13 (.51)	13 (.51)	13 (.51)	16 (.63)
Drilling into aluminium	mm (in)	13 (.51)	13 (.51)	13 (.51)	23 * (.91)
Drill chuck capacity	mm	2 - 13	1 - 13	2 - 13 Quick	3 - 16
Drill chuck - DIN 238		-	B16	-	B16
Spindle thread		1/2" - 20UNF	-	1/2" - 20UNF	-
Speed (no load) I. st gear / II. nd gear	min ⁻¹ (rpm)	350	470	1 450 / 1 950	600 / 850
Air consumption (no load) I. st gear / II. nd gear	m ³ /min (cfm)	0,95 (33.55)	0,50 (17.70)	0,45 / 0,90 (15.89 / 31.78)	0,45 / 0,90 (15.89 / 31.78)
Air consumption (at max. power)	m ³ /min	0,80 (28.25)	0,50 (17.70)	0,70 (24.72)	0,70 (24.72)
I.D. of air inlet hose	mm (in)	10 (.39)	10 (.39)	10 (.39)	10 (.39)
Length of supply / exhaust hose	m	-	-	2 / 1	2 / 1
Distance from spindle center to outside of housing T	mm (in)	24 (.94)	27 (1.06)	24 (.94)	24 (.94)
Dimensions LxH	mm (in)	246x189 (9.69x7.44)	240x235 (9.45x9.25)	230x167 (9.06x6.57)	290x167 (11.42x6.57)
Weight	kg (lbs)	1,95 (4.30)	2,3 (5.07)	2,45 (5.40)	3,15 (6.94)
Air connection		G 1/4"female	G 3/8"male	Nipple	Nipple

Specifications at 90 psi (6,3 bar)

* with drill chuck

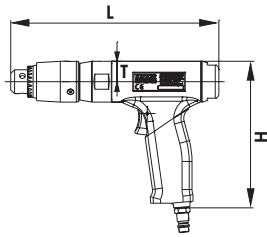
Standard Equipment:	Part Number			
Allen key 5 mm	800448	-	800448	800448
Spanner 12 mm	800403	-	-	-
Spanner 13 mm	-	-	800404	-
Wedge	-	-	-	830717
Drill chuck	830760	804652	-	830724
Quick change chuck	-	-	829257	-
Clamp Oetiker 16,5 mm	830725	-	-	-
Depth stop device	-	-	6072204	6072204
Quick release coupling	-	804252	-	-
Nipple	315071	804262	6013802	6013802

Optional Accessories:	Part Number			
Drill bushing MK 1	-	-	-	830726
Drill bushing MK 2	-	-	-	830727
Wedge 1	-	-	-	6071900
Quick change chuck (capacity 1-13 mm, taper B16)	-	804663	-	-

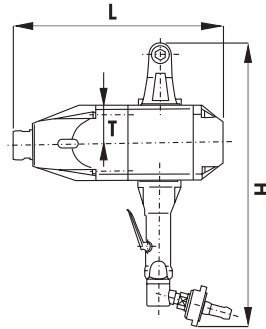
SPECIFICATIONS - DRILLS - PISTOLGRIP - POWER OUTPUT 600 - 1850 W (.80 - 1.85 HP)

Drills - pistolgrip - trigger start / safety lever

The drill Model PV(R) is ideal for drill operations requiring drilled holes in metal.



DP 060-037ZP3/8"
DP 060-060ZP3/8"



PV 32A-04X
PVR 32A-04X - reversible

Drill	Model	DP 060-037ZP3/8"	DP 060-060ZP3/8"	-	-
With drill chuck, trigger start	Part No.	6061155A	6061155B	-	-
Drill	Model	-	-	PVR 32A-04X	PV 32A-04X
With the spindle's cone MORSE, safety lever	Part No.	-	-	reversible 830500C	827119A
Max. power output	W (hp)	600 (.80)	600 (.80)	1 450 (1.94)	1 850 (1.85)
Drilling into steel	mm (in)	8 (.31)	8 (.31)	32 (1.26)	32 (1.26)
Drilling into aluminium	mm (in)	10 (.39)	10 (.39)	32 (1.26)	32 (1.26)
Drill chuck capacity	mm (in)	0,8 - 10	0,8 - 10	-	-
Spindle thread		3/8" UNF24	3/8" UNF24	-	-
Cone MORSE		-	-	3	3
Speed (no load)	min ⁻¹ (rpm)	3 700	6 000	380	380
Air consumption (no load)	m ³ /min (cfm)	0,2 (7.06)	0,45 (15.89)	1,1 (38.84)	1,1 (38.84)
Air consumption (at max. power)	m ³ /min (cfm)	0,8 (28.25)	0,8 (28.25)	2,4 (84.7)	2,1 (74.15)
I.D. of air inlet hose	mm (in)	10 (.39)	10 (.39)	19 (.75)	19 (.75)
Distance from spindle center to outside of housing T	mm (in)	21 (.83)	21 (.83)	61 (2.40)	61 (2.40)
Dimensions LxH	mm (in)	214x151 (8.43x5.94)	214x151 (8.43x5.94)	335x410 (13.18x16.14)	335x410 (13.18x16.14)
Weight	kg (lbs)	1,1 (2.43)	1,1 (2.43)	9,5 (20.94)	9,5 (20.94)
Air connection		thread 1/4" male	thread 1/4" female	Rd 32	Rd 32

Specifications at 90 psi (6,3 bar)

Standard Equipment:	Part Number			
Spanner 12 mm	800403	800403	-	-
Allen key 2	800443	800443	-	-
Screw M6x75	-	-	6070638	-
Nozzle	-	-	6013768	6013768
Nut	-	-	6014168	6014168
Nipple	6072224	6072224	-	-
Wedge 3	-	-	830718	830718

RECOMMENDED VALUES OF SPEED (RPM) FOR HSS-DRILL BITS

Cutting speed	35 m/min	28 m/min	25 m/min	14 m/min	11 m/min	7 m/min	22 m/min	12 m/min	50 m/min	90 m/min	165 m/min	210 m/min
Drill bit [mm]	Plain carbon steel			Alloyed steel		Stainless steel	Cast-iron		Copper, bronze, brass	Light weight metal		Magnesian alloy ²⁾
	up to 500 N/mm ²	500 - 700 N/mm ²	over 700 N/mm ²	700 - 900 N/mm ²	900 - 1100 N/mm ²		to 180 N/mm ²	over 180 N/mm ²		tough screw brass ¹⁾	hardened	
1	11 000	8 800	7 800	4 400	3 400	2 200	7 000	3 800	16 000	28 000	52 000	66 000
2	5 500	4 400	3 900	2 200	1 700	1 100	3 500	1 900	8 000	14 000	26 000	33 000
3	3 700	3 000	2 600	1 500	1 100	730	2 300	1 300	5 300	9 000	17 300	22 000
4	2 800	2 200	2 000	1 100	850	550	1 700	950	4 000	7 000	13 000	16 500
5	2 200	1 800	1 600	880	680	440	1 400	760	3 200	5 600	10 400	13 200
6	1 900	1 500	1 300	735	570	365	1 200	630	2 700	4 800	8 700	11 000
7	1 600	1 300	1 100	630	485	315	1 000	540	2 300	4 000	7 400	9 400
8	1 400	1 100	975	550	425	275	875	475	2 000	3 500	6 500	8 300
9	1 200	975	865	490	380	245	780	420	1 800	3 100	5 800	7 400
10	1 100	880	780	440	340	220	700	380	1 600	2 800	5 200	6 600
11	1 000	810	720	405	320	200	635	350	1 450	2 600	4 800	6 100
12	930	745	665	370	290	185	585	320	1 300	2 400	4 400	5 600
13	860	685	610	340	270	170	540	295	1 200	2 200	4 000	5 100

1) This speed also applies when drilling thermo-setting materials, hardened paper and hardened textiles, but only when using K10 steel drill-bits instead of HSS bits

2) Please double these values when drilling into thermo-plastic materials.

