



Screwdriving Technology



Automation



Air Motors



Air Tools



Air Hammers

- Chipping Hammers
- Riveting Hammers
- Pick and Spade Hammers
- Impact Hammers
- Scaler

Advantages:

- for industrial applications
- highly durable
- simple operation
- robust

Our large program of hammers include the small-sized hammers needed for an artist while creating stone statues up and including jack hammers that are used during road constructing and in mining. The DEPRAG Industrial hammers excel through their longevity, high power output and user friendliness. We offer all kinds of air tools for quarries, construction and foundries.

HC008-R10P



HC040-H19B



HC010-H10B



HC057-H19B



HC057-R20B



HP101-R25B



HC080-R20V



HR085-R60V



Robust vibration hammers for industrial applications

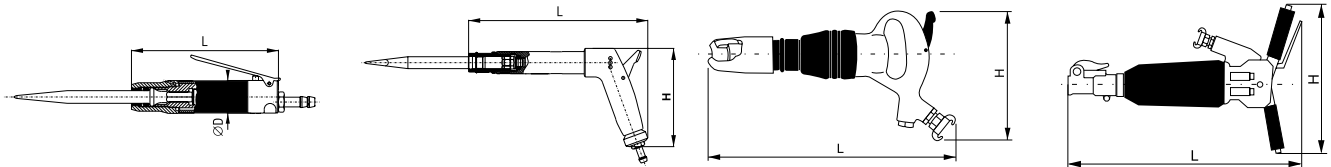
Our large program of hammers include the small-sized hammers needed for an artist while creating stone statues up and including jack hammers that are used during road constructing and in mining. The DEPRAG Industrial hammers excel through their longevity, high power output and user friendliness. We offer all kinds of air tools for quarries, construction and foundries.

Select the most suitable hammer in accordance with the necessary application:

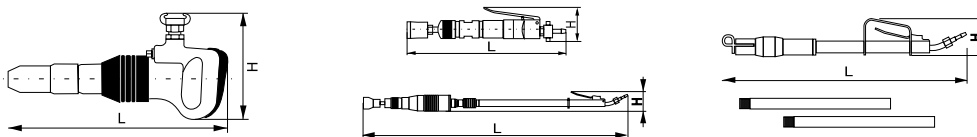
- Chisel and demolition work, jointing, plastering
- Cleaning of casted parts, removal of cast-on sections
- Removal of rust on large areas
- Crushing of semi-solid and loose materials, such as concrete, pavement, stonework, etc.
- Rivet busting and rivet-removal in the steel-construction, in boilers, containers and ships
- Stamping of formed and bulk materials, such as used in the mold and cast industry
- Simple demolition, caulking, trimming, breaking, removal of plaster and different kinds of floor coverings, for the removal of casting flash



Chipping Hammers			
Model HC010	Model HC012	Model HC040/050/057	Model HB150/200/250/300



Spade (Breaking) Hammers	Impact Hammers	Scaler
Model HP 090/100/120/130	Model HR 025/085/105	Model HS 043



TYPE KEY

H C 050 - R20 B

- B = Basic design, D = Fist grip, V = Low vibrations, P = Pistolgrip
- Type of shank for tools:
 - H = Hex-shank
 - HR = Round hex. shank
 - R = Round-shaft - Diameter 20 mm
- Weight 050 = 50 / 10 = 5 kg
- Hammers:
 - C = Chipping/Riveting hammer, CD = Riveting hammer,
 - P = Pick hammer, B = Spade (breaking) hammer, R = Impact hammer,
 - S = Scraper
 - H = Hammer

SPECIFICATIONS - Riveting and Chipping Hammers - with retainer spring





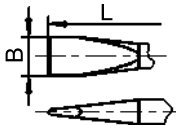
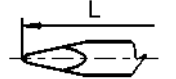
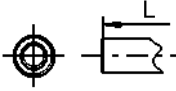





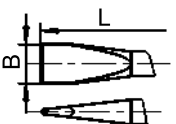
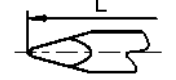
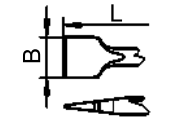
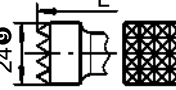
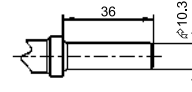
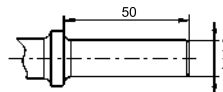
Hammer-Design:		Riveting and Chipping Hammers with Retainer Spring			
Pistolgrip design	Model Part No.	HC007-R10P 2104091A	HC008-R10P 2103682A	-	-
	Model Part No.	HC007-HR12P 2104091B	HC008-HR12P 2103682B	-	-
Fist grip design	Model Part No.	-	-	-	HC023-R14D 2103461A
	Model Part No.	-	-	HC010-HR14D 2103441B	HC023-HR14D 2103461B
Type of shank for tools					
	round shank	R 10,3x36	R 10,3x36	-	R 14,3x50
	round hex. shank	RS 11,7/10x36	RS 11,7/10x36	RS 14,3/12,5x50	RS 14,3/12,5x50
Rivet-Ø - Aluminium	mm (in)	-	3 (.12)	5 (.20)	6 (.24)
Rivet-Ø - Steel	mm (in)	-	2 (.08)	3 (.12)	5 (.20)
Impacts	min ⁻¹ (rpm)	4 000	3 500	3 000	2 000
Air consumption	m ³ /min (cfm)	0,15 (5.30)	0,25 (8.83)	0,30 (10.59)	0,35 (12.36)
Piston-Ø	mm (in)	12 (.47)	15 (.59)	20 (.79)	20 (.79)
Piston-length	mm (in)	26 (1.02)	28 (1.10)	33 (1.30)	55 (2.17)
Piston-stroke	mm (in)	18 (.71)	37 (1.46)	53 (2.09)	98 (3.86)
Length	mm (in)	140 (5.51)	155 (6.10)	202 (7.95)	269 (10.59)
Weight	kg (lbs)	0,7 (1.54)	0,8 (1.76)	1,9 (4.19)	2,30 (5.07)
I.D. of air inlet hose	mm (in)	6 (.24)	6 (.24)	10 (.39)	10 (.39)
Air connection		thread1/4"male	thread1/4"male	thread1/4"female	thread1/4"female

Specifications at 90 psi (6,3 bar)

Standard Equipment:	Part Number			
Hose nozzle	410532	410532	410541	410541
Screw cap	410533	410533	-	-
Retainer spring	400719	400719	400715	400715
Retainer ring	-	-	210157	210157

Optional Accessories → page 4



Optional Accessories:				Shaft dimension								
Chisels with collar for metal fabrication				R 10,3x36	RS 11,7/10x36	R 14,3x50	RS 14,3/12,5x50					
	Width B mm	Length L mm										
	Flat chisel	14 25	156 210	Obj.č. Obj.č.	360401 -	360402 -	- 360405	- 360406				
	Pointed chisel	-	156 210	Obj.č. Obj.č.	360407 -	360408 -	- 360411	- 360412				
	Chisel (semifinished)	-	156 210	Obj.č. Obj.č.	360433 -	360434 -	- 360437	- 360438				
	Ring	-	-	Obj.č.	-	-	210145	210145				
Chisels with collar for stone fabrication				R 10,3x36	RS 11,7/10x36	R 14,3x50	RS 14,3/12,5x50					
	B mm	L total mm										
	Flat chisel	25	210	Obj.č.	-	-	-	370205				
	Pointed chisel	-	210	Obj.č.	-	-	-	370206				
	Charring chisel	40	540	Obj.č.	-	-	-	3700651				
	Tooth chisel 16 teeth, 6-mm apart	-	200	Obj.č.	-	-	-	370162				
Punch with collar				Shaft dimension		R 10,3x36	R 14,3x50					
												
DIN 660/674/662	Rivet-Ø	(mm)	Part No.	Oval rivet DIN 660	Counter-sunk rivet DIN 661	Flat rivet DIN 674	Raised rivet DIN 662	Oval rivet DIN 660	Counter-sunk rivet DIN 661	Flat rivet DIN 674	Raised rivet DIN 662	
DIN 661				2	350212	350260	350621	350634	350251	350257	350617	350625
				2,6	350213	350260	350622	350635	350252	350257	350618	350626
				3	350214	350261	350624	350636	350253	350258	350279	350627
				(3,5)	-	-	-	-	350382	350258	350619	350628
				4	-	-	-	-	350254	350258	350280	350629
				5	-	-	-	-	350255	350259	350281	350630
				6	-	-	-	-	350256	350259	350282	350631
Punch with collar, semi-finished				(7)	-	-	-	-	350383	350259	350336	350632
				(8)	-	-	-	-	350616	350182	350620	350633
	Semi-finished	-	350226	350226	350226	350226	350175	350175	350175	350175		

SPECIFICATION - Chipping Hammers

Chipping Hammers - for light breaking through walls, for demolition, mortising, removal of plaster, as well as for cleaning of castings and for the detaching of cast-sections. The smaller Hammers are primarily used in the die casting-, container construction-, ship building-, bridge-, aviation- and construction industry, as well as in foundries and welding shops

Hammer-Design:			Chipping Hammers				
Safety lever (hex. shank)	Model Part No.		HC010-H10B 6060006A	-	-	-	-
Pistol grip design (hex. shank)	Model Part No.		-	HC012-H14B 831332A	-	-	-
With retainer spring (hex. shank)	Model Part No.		-	-	HC040-H19B 6060008A	HC050-H19B 6060009A	HC057-H19B 6060010A
Type of shank for tools - hex. shank	mm (in)		H 10x25	H 14x25	H 19x50	H 19x50	H 19x50
Impacts	min ⁻¹ (rpm)		9 000	4 500	2 700	2 500	2 100
Air consumption	m ³ /min (cfm)		0,20 (7.06)	0,20 (7.06)	0,20 (7.06)	0,60 (21.19)	0,60 (21.19)
Piston-Ø	mm (in)		16 (.63)	13 (.51)	28 (1.10)	28 (1.10)	28 (1.10)
Piston-length	mm (in)		35 (1.38)	46 (1.81)	-	-	-
Piston-stroke	mm (in)		52 (2.05)	95 (3.74)	38 (1.50)	59 (2.32)	78 (3.07)
Dimensions - ØDxL, LxH	mm (in)		Ø33,5x151 (Ø1.32x5.94)	225x125 (Ø8.86x4.92)	353x191 (13.90x7.52)	355x206 (13.98x8.11)	453x206 (17.83x8.11)
Weight	kg (lbs)		1,0 (2.20)	1,2 (2.65)	4,0 (8.8)	5,0 (11.02)	5,7 (12.57)
I.D. of air inlet hose	mm (in)		6 (.24)	8 (.31)	13 (.51)	13 (.51)	13 (.51)
Air connection			thread 1/4" female	thread 1/4" female	thread 1/2" male	thread 1/2" male	thread 1/2" male

Specifications at 90 psi (6.3 bar)

Standard Equipment:	Part Number				
Ring 12x2 mm	6070151	-	-	-	-
Ring 22x18 mm	-	6070134	-	-	-
Needle 2,5x11,8 mm	-	6071776	-	-	-
Flat chisel 20x180 mm	6074190	-	-	-	-
Flat chisel 300x200 mm	-	6074191	-	-	-

Optional Accessories:	Part Number					
Needle scalers HN-H19B*	-	-	6060024Z	-	-	
Sleeve	-	6011551	-	-	-	
Chisels with collar for metal fabrication		Type of shank for tools				
	(mm)	H 10x25	H 14x25	H 19x50	H 19x50	H 19x50
Pointed chisel	length	200	6074179	-	-	-
Flat chisel	width x length	12x250	6074183	-	-	-
Bent wide chisel	width x length	50x200	6074185	-	-	-
Chisels with collar for stone fabrication		Type of shank for tools Type of shank for tools				
	(mm)	H 10x25	H 14x25	H 19x50	H 19x50	H 19x50
Pointed chisel	length	100	6074189	-	-	-
Pointed chisel	length	200	6074178	6074520	-	-
Pointed chisel	length	300	-	6074503	6074503	6074503
Pointed chisel	length	350	6074503	-	-	-
Flat chisel	width x length	20x250	6074182	-	-	-
Flat chisel	width x length	25x500	-	-	6076385	6076385
Flat chisel	width x length	40-50x300	-	-	6074505	6074505
Flat chisel	width x length	60-75x300	-	-	6074508	6074508
Wide chisel, straight	width x length	50x180	6074184	-	-	-
Bent wide chisel	width x length	50x180	6074186	-	-	-
Groove chisel	width x length	23x210	6074188	-	-	-
Round chisel	width x length	15x200	-	6074192	-	-
Profiled chisel	width x length	25x200	-	6074193	-	-
Profiled chisel	width x length	30x200	-	6074521	-	-
Profiled chisel, angular	width x length	28x195	-	6074194	-	-
Narrow chisel	width x length	10x180	-	6074195	-	-
Sheet metal cutting		Type of shank for tools				
	(mm)	H 10x25	H 14x25	H 19x50	H 19x50	H 19x50
Sheet metal cutting	width x length	18x135	6074187	-	-	-

Our chipping hammer of type HC 040-H19B is equipped with a needle scaling-down hammer, that is designed as an adapter within the framework of optional accessories - primarily for removal of rust from larger flat surfaces and of the undesirable deposits on stone buildings, sculptures, bridges, etc.

SPECIFICATION - Chipping Hammers

Chipping Hammers - for light breaking through walls, for demolition, mortising, removal of plaster, as well as for cleaning of castings and for the detaching of cast-sections. The smaller Hammers are primarily used in the die casting-, container construction-, ship building-, bridge-, aviation- and construction industry, as well as in foundries and welding shops

Hammer-Design:		Chipping Hammers				
With retainer spring (round shank)	Model Part No.	-	-	-	-	HC080-R20V 8119811C
With retainer spring (round hex. shank)	Model Part No.	-	-	-	-	HC080-HR20V 8119811E
With cap (round shank)	Model Part No.	HC040-R20B 6060008C	HC050-R20B 6060009C	HC057-R20B 6060010C	-	-
With cap (round hex. shank)	Model Part No.	HC040-HR20B 6060008B	HC050-HR20B 6060009B	HC057-HR20B 6060010B	-	-
Type of shank for tools						
round shank	mm (in)	R 20x60	R 20x60	R 20x60	R 20x60	R 20x60
round hex. shank	mm (in)	HR 20/17x60	HR 20/17x60	HR 20/17x60	HR 20/17x60	HR 20/17x60
Impacts	min ⁻¹ (rpm)	2 700	2 500	2 100	1 400	1 400
Air consumption	m ³ /min (cfm)	0,2 (7.06)	0,6 (21.19)	0,6 (21.19)	0,55 (19.42)	0,55 (19.42)
Piston-Ø	mm (in)	28,5 (1.12)	28 (1.10)	28 (1.10)	30 (1.18)	30 (1.18)
Piston-length	mm (in)	-	-	-	80 (3.15)	80 (3.15)
Piston-stroke	mm (in)	39 (1.54)	58 (2.28)	77 (3.03)	134 (5.28)	134 (5.28)
Lenght x height LxH	mm (in)	353x191(13.90x7.52)	355x206(13.98x8.11)	453x206(17.83x8.11)	490x210(19.29x8.27)	490x210(19.29x8.27)
Weight	kg (lbs)	4 (8.82)	5 (11.02)	5,7 (12.57)	7,8 (17.20)	7,8 (17.20)
I.D. of air inlet hose	mm (in)	13 (.51)	13 (.51)	13 (.51)	13 (.51)	13 (.51)
Air connection		thread 1/2"male	thread 1/2"male	thread 1/2"male	thread 3/4"male	thread 3/4"male

Specifications at 90 psi (6,3 bar)

Standard Equipment:	Part Number			
Quick connect coupler	6072325	6072325	6072325	804342
Retainer ring and retainer spring	-	-	-	250099/809530

Optional Accessories:		Part Number			
Chisels with collar for metal fabrication		Type of shank for tools			
	(mm)	R 20x60		HR 20/17x60	
Pointed chisel	width x length	28x300	806373	806382	
		28x400	806374	806383	
		28x500	806373/0	806383/0	
		50x250	-	806413	
Pointed chisel	length	90x280	-	806395	
		300	806376	806390	
		400	806377	806391	
		500	806378	806392	
		300	806372	806379	
Chisels with collar for stone fabrication		Type of shank for tools			
	(mm)	R 20x60		HR 20/17x60	
Flat chisel	width x length	28x300	-	370207	
		28x500	-	370208	
Pointed chisel	length	300	-	370209	
		500	-	370210	
Charring chisel		50x310	-	370134	
Tooth chisel, 16 teeth, 7-mm apart		30x210	-	370136	

SPECIFICATIONS - Pick Hammers

Pick Hammers - with drill-, or flat chisels to demolish stonework and concrete, for the use in road construction and tunneling, as well as in mining

Hammer-Design:		Chipping Hammers						
Basic Design/ Retainer Spring	Model Part No.	H 090-R25B 6060011A	HP101-R25B 2501841A	HP100-R25V 6060014A	HP120-R25V 6060015A	HP130-R25B 6060016A	HP090-H22B 6060012A	HP100-H22B 6060013A
Chisel attachment		Cover	Cover	Cover	Cover	Cover	Lever	Lever
Type of shank for tools								
round shank		R 25x75	R 25x75	R 25x75	R 25x75	R 25x75	-	-
hex. shank		-	-	-	-	-	H 22x82	H 22x82
Impacts	min ⁻¹ (rpm)	1 600	1 200	2 040	1 260	1 260	1 600	1 590
Air consumption	m ³ / min (cfm)	0,9 (31.78)	0,75 (26.48)	0,9 (31.78)	1,0 (35.31)	0,9 (31.78)	0,9 (31.78)	0,9 (31.78)
Piston-Ø	mm (in)	34 (1.34)	30 (1.18)	16 (.63)	35 (1.38)	35 (1.38)	35 (1.38)	34 (1.34)
Piston stroke	mm (in)	113 (4.45)	159 (6.26)	10,0 (.39)	170 (6.70)	170 (6.70)	118 (4.65)	114 (4.49)
Length x height LxH	mm (in)	470x210 (18.5x8.27)	515x210 (20.28x8.27)	490x210 (19.30x8.27)	650x210 (25.60x8.27)	612x236 (24.09x9.29)	470x210 (18.50x8.27)	470x210 (18.50x8.27)
Weight	kg (in)	9 (19.84)	10,3 (22.70)	10,0 (22.05)	12 (26.46)	13 (28.66)	10 (22.05)	13 (28.66)
I.D. of air inlet hose	mm (in)	16 (.63)	16 (.63)	16 (.63)	16 (.63)	16 (.63)	16 (.63)	16 (.63)
Air connection		thread 3/4" male	thread 3/4" male	thread 3/4" male	thread 3/4" male	thread 3/4" male	thread 3/4" male	thread 3/4" male

Specifications at 90 psi (6,3 bar)

Standard Equipment:	Part Number						
Quick connect coupler	6072326	804342	6072326	6072326	6072326	6072326	6072326

Optional Accessories:		Part Number						
		Type of shank for tools						
	(mm)	R 25x75	R 25x75	R 25x75	R 25x75	R 25x75	H 22x82	H 22x82
Pointed chisel	350	805435	805435	805435	805435	805435	806400	806400
Pointed chisel	450	805436	805436	805436	805436	805436	806401	806401
Pointed chisel	600	-	-	-	-	-	806402	806402
Pointed chisel	675	805437	805437	805437	805437	805437	-	-
Flat chisel	25x350	370195	370195	370195	370195	370195	806405	806405
Flat chisel	25x450	370196	370196	370196	370196	370196	806406	806406
Flat chisel	25x600	-	-	-	-	-	806407	806407
Flat chisel	25x675	370197	370197	370197	370197	370197	-	-
Flat chisel	75x400	-	-	-	-	-	-	-
Flat chisel	120x400	-	-	-	-	-	806411	806411

SPECIFICATIONS - Impact Hammers/Air Rammer






Impact Hammers - for the forming of loose materials, especially in foundries & wherever bulk materials need to be compacted

Hammer-Design:		Impact Hammers				
Safety Lever, with MORSE Taper	Model Part No.	HR025-R40B 6060020A	HR085-R60V 6060021A	HR105-R60V 6060022A	HR042-MK2B 2701441A	HR093-MK2B 2701571A
Impacts	min ⁻¹ (rpm)	1 200	900	780	850	650
Air consumption	m ³ /min (cfm)	0,20 (7.06)	0,50 (17.66)	0,60 (21.19)	0,28 (9.89)	0,8 (28.25)
Piston-Ø	mm (in)	20 (.79)	32 (1.26)	36 (1.42)	28 (1.10)	32 (1.26)
Piston stroke	mm (in)	80 (3.15)	170 (8.67)	223 (8.78)	120 (4.72)	160 (6.30)
Length/Ø x height L/ØxH	mm (in)	320x65 (12.60x2.56)	1280x80 (50.39x3.15)	1345x80 (52.95x3.15)	Ø63x490 (Ø2.48x19.29)	Ø70x1200 (Ø2.76x47.24)
Dimensions of butts	mm (in)	Ø 40 (1.58)	Ø 60 (2.36)	Ø 60	Butts - see below	
MORSE taper		-	2	2	2	2
Weight	kg (lbs)	2,5 (5.51)	8,5 (18.74)	10,5 (23.15)	4,2 (9.26)	9,3 (20.50)
I.D. of air inlet hose	mm (in)	10 (.39)	13 (.51)	13 (.51)	13 (.51)	13 (.51)
Air connection		thread 1/2" male	thread 1/2" male	thread 1/2" male	thread 1/2" female	thread 1/2" female

Specifications at 90 psi (6,3 bar)

Standard Equipment:	Part Number				
Hose nozzle	6072462	6072463	6072463	-	-
Screw cap	6072393	6072378	6072378	-	-
Claw coupler	-	-	-	804351	804351

Optional Accessories:	Part Number				
Butt	6072263	6072531	6072531	Butts - see below	
Outside tube, 360 mm	-	6072550	6072550	-	-
Outside tube, 700 mm	-	6072548	6072548	-	-

Butts for Hammer of type:		Part No.	Cast Iron MK 2	Rubber MK 2	Cast Iron MK 2	Rubber MK 2
			HR 042-MK2B		HR 093-MK2B	
round						
	Ø 40 mm	Part No.	-	804837	-	804837
	Ø 60 mm	Part No.	804827	804838	804827	804838
	Ø 75 mm	Part No.	-	-	-	804839
	Ø 80 mm	Part No.	-	-	804828	-
quadratic						
	60 x 60 mm	Part No.	804847	-	804847	-
	80 x 80 mm	Part No.	-	804856	804848	804856
	100 x 100 mm	Part No.	-	-	804849	804857
square						
	60 x 20 mm	Part No.	804862	-	804862	-
	75 x 45 mm	Part No.	-	804871	-	804871
	75 x 50 mm	Part No.	-	-	804865	-
wedge						
	50 x 25 mm	Part No.	-	804884	-	804884
	70 x 50 mm	Part No.	-	804885	-	804885
	75 x 25 mm	Part No.	-	804886	-	804886
	70 x 50 mm	Part No.	-	804887	-	804887
chisel to butt-releasing						
		Part No.	-	804887	-	804887

SPECIFICATIONS - Scaler

Scaler - used in construction areas, for light concrete breaking, de-caulking, cut-out operations, removal of plaster & all kinds of floor coverings; also used for other applications, such as when debarking trees or when removing metal burrs and street asphalt

Hammer-Design:			Scaler	
Safety Lever	Model Part No.		HS043-H19B 6060023A	
Type of shank for tools - hex. shank			H 19x50	
Impacts	min ⁻¹ (rpm)		2 700	
Air consumption	m ³ / min (cfm)		0,15	(5.30)
Piston-Ø	mm (in)		28	(1.10)
Piston stroke	mm (in)		96,2	(3.79)
Length x height LxH	mm (in)		775 (1625)x113	(30.51 (63.98)x4.45)
Weight	kg (lbs)		8,5	(18.74)
I.D. of air inlet hose	mm (in)		13	(.51)
Air connection			thread 1/2" male	

Specifications at 90 psi (6,3 bar)

Standard Equipment:			Part Number	
Hose nozzle			6072464	
Screw cap			6072379	

Optional Accessories:			Part Number	
Pointed chisel	length	300	6074503	
Flat chisel	width x length	25x300	6074504	
Flat chisel	width x length	25x500	6076385	
Flat chisel	width x length	60-75x300	6074508	

DEPRAG
machines unlimited



DEPRAG CZ a.s., T. G. Masaryka 113, 507 81 Lázně Bělohrad - Czech Republic
Tel.: +420-493 771 511, Fax: +420-493 771 623, E-mail: sales@deprag.cz, Internet: www.deprag.cz

Specifications subject to change without prior notice